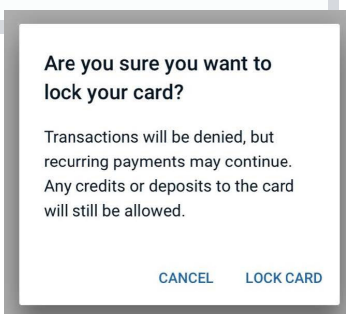
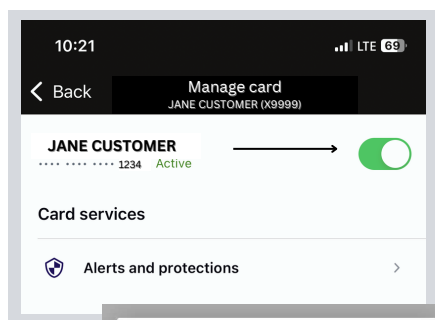
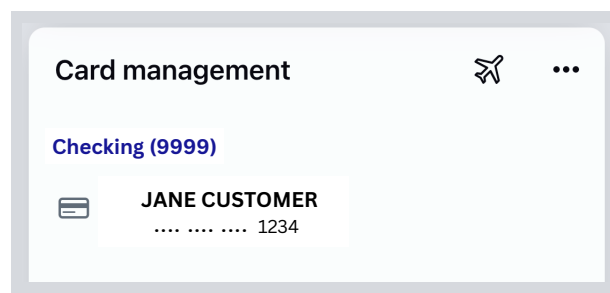




DEBIT CARD MANAGEMENT GUIDE

These advanced card controls are for both online and mobile banking.

- 1 Log in to your Digital Banking on your app or computer.
- 2 Locate Card Management on the dashboard.
- 3 Tap card to choose the controls you would like to apply to that card.



LOCK CARD

Toggle the switch off will temporarily deactivate your card. A dialog box will be triggered, asking you to confirm. Your card will instantly be deactivated, denying transactions on the selected card. Recurring payments may continue, and credits will still be allowed.

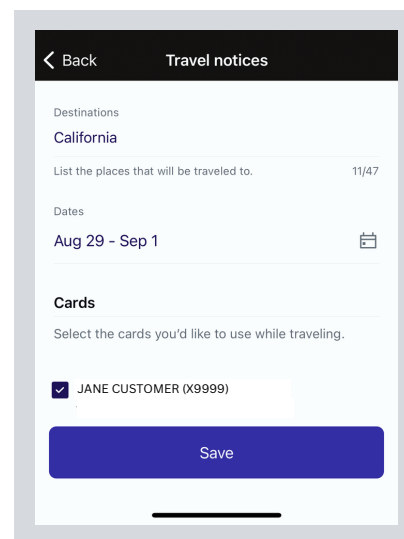
*The card will remain locked until you unlock it or contact the bank to cancel the card.



TRAVEL NOTICE

Selecting the airplane icon allows you to submit a temporary travel notice for your card. You will receive a confirmation email when the travel notice has been created.

*Travel notices will not override international blocks. You may need to adjust blocked locations under [alerts & protection settings](#).



Set unique controls and alerts for each card holder on the account.

NOTIFICATION SETTINGS

Set preferred notification methods for both blocked transactions and notification alerts. In-app messages will be selected for both by default, but you may enable email or text. We recommend to choose at least two ways to be notified.

In-App Message

Receive notifications within your digital banking. (Default)

Email

Receive notifications via email.

Text

Receive notifications via text message. (recommended)

Notification settings
JANE CUSTOMER (X9999)

Blocked transaction alerts
When a transaction is blocked, a transaction alert will be sent using the selected methods.

- ☒ In-app message
- ☐ Email
EMAIL@EMAIL.COM
- ☒ Text
(555)555-5555

Notification alerts
When a transaction has been processed, a notification alert will be sent using the selected methods.

- ☒ In-app message
- ☐ Email
EMAIL@EMAIL.COM
- ☒ Text
(555)555-5555

Save Cancel

EMAIL@EMAIL.COM

PROTECTION OPTIONS



LOCATIONS

Locations allow you to choose to block your card or receive a notification when your card is used internationally.



MERCHANT TYPES

You can set notify or block controls on transactions identified as coming from specific merchant types, like age restricted businesses, gas stations, or travel.



TRANSACTION TYPES

You can set notify or block controls on transactions of specific types, like ATM, eCommerce, or recurring payments.



SPENDING LIMITS

The Spending limits menu allows you to set both individual transaction and monthly spending limits. Choose to block transactions over the spending limit or to be notified when a transaction is over your set limit.

Back Alerts and protections
JANE CUSTOMER (X9999)

Notification settings

Choose which notifications you want and where you receive them. [Manage >](#)

Protection options

Notify me on all transactions. ☐

- Locations >
- Merchant types >
- Transaction types >
- Spending limits >

*All blocks can be removed by logging in and unselecting the block. You can turn the block on and off to allow transactions to go through.